
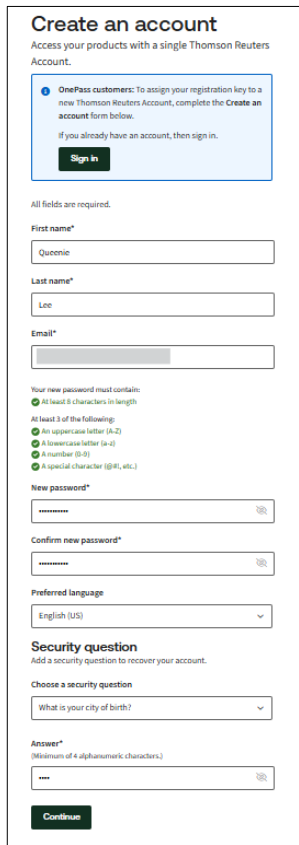


Activating your Thomson Reuters Account – Option 2

This guide is for Malaysian Bar customers who have previously:

- 1) Registered a OnePass
- 2) Accessed NewsRoom and
- 3) **Not migrated** to Thomson Reuters Account

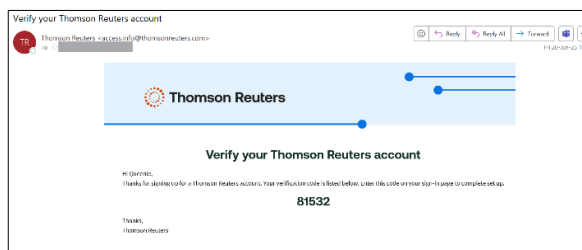
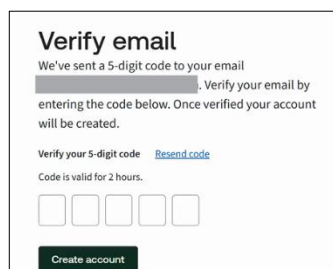
You will receive a Welcome email from Thomson Reuters with instructions on how to activate your access. This email will be sent from transactions.sea@thomsonreuters.com. Please contact WestlawMY-CustomerService@thomsonreuters.com if you have not received this email.

<p>We recommend that you store the welcome email in a safe place, in case you need the details later.</p> <ol style="list-style-type: none"> 1. In the welcome email, click Get started link. 	 <p>The screenshot shows a welcome email from Thomson Reuters. It says 'TOM, Welcome to Westlaw International. Start your new legal research experience now.' with a 'Get started' button. Below it, there are three icons: 'Training resources', 'Setting up access', and 'Contact us'.</p>
<ol style="list-style-type: none"> 2. Type in your details into each box to create a Thomson Reuters Account and click Continue. 	 <p>The screenshot shows the 'Create an account' form. It includes fields for First name, Last name, Email, New password, Confirm new password, Preferred language, Security question, and Answer. There are also checkboxes for password requirements and a 'Sign in' button for existing users.</p>

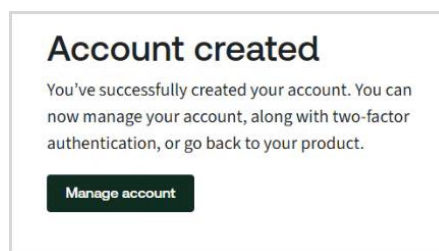
Registration Guide

3. A **Verify email** will be sent to your registered email address. Type the **5-digit code** in the verification code field, then click **Create account**.

Note: Do not copy and paste the code please type this in.

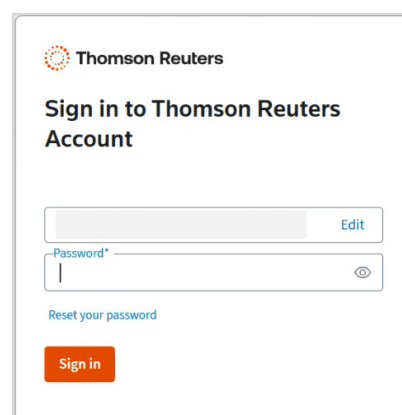


4. Your Thomson Reuters Account has now been created. Click **Manage account**



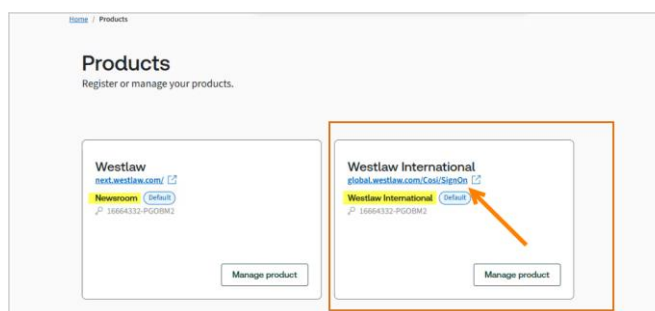
5. Type in your registered **Email** and **Password** then click **Sign In**.

Note: Click the **Reset your password link** if you have forgotten your password.

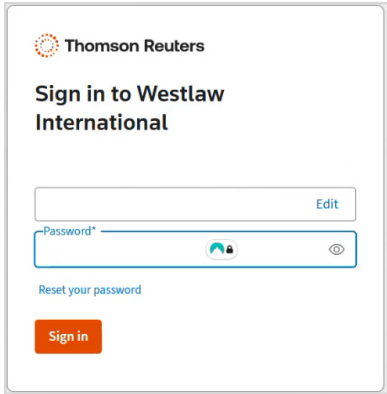
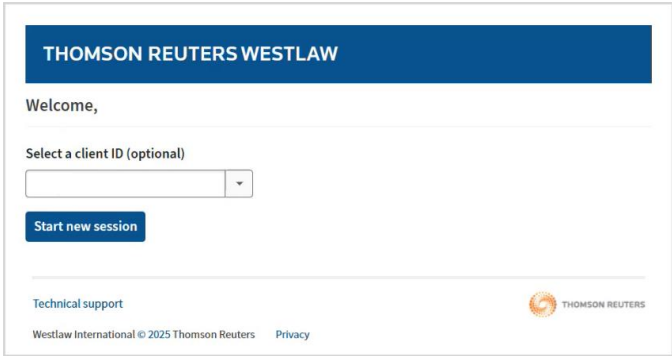
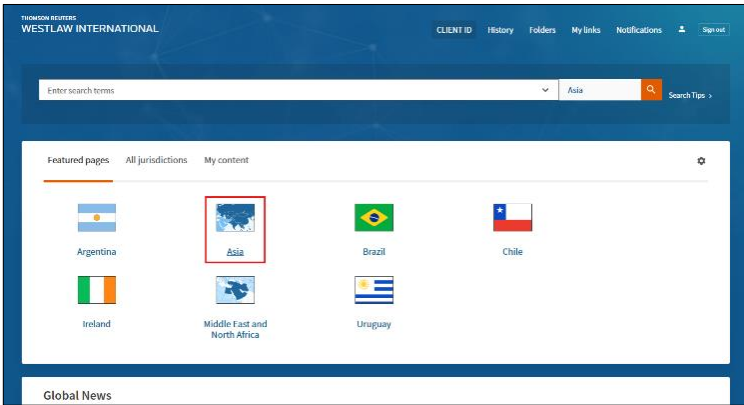


6. Click **Products** from the left menu to display your Thomson Reuters Account and **Products**.

To login to **Westlaw International** and access Malaysia content click on the **hyperlink**
<https://global.westlaw.com/Cosi/SignOn>



Registration Guide

<p>7. Type in your Email and Password and click Sign In</p>	
<p>8. Type in an optional Client ID to help organize your research and click Start new session to go to the Westlaw International homepage.</p>	
<p>9. You are now on the Westlaw International homepage. To access Malaysia content, click Asia then click Malaysia.</p>	

Looking for more information?

For technical support email WestlawMY-CustomerService@thomsonreuters.com

Or call +60 1-800-88-2708

To request training, email Asia.Trainers@thomsonreuters.com